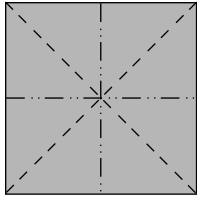
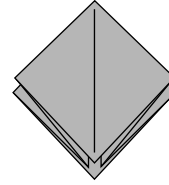


## Making a Butterfly Bomb Dual

You'll need 6 pieces of square paper. Use 3 colors (2 sheets per color).



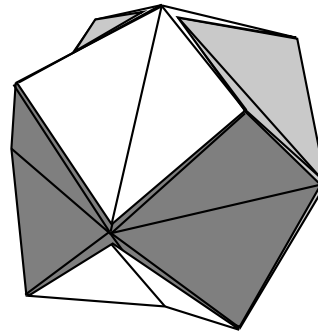
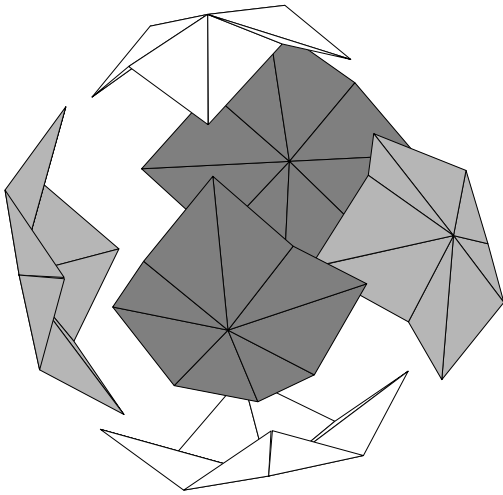
(1) Take a sheet and fold both diagonals (with valley folds). Fold in half both ways with a **mountain** folds.



(2) Collapse all these creases at the same time to get the above figure. Press flat and score the creases firmly. Then open it up again.

**Repeat** with the other 5 squares.

**Putting it together:** The object is to arrange the units like the 6 faces of a cube. They should weave together to form eight pyramids



The units will not want to stay together until the last one is in place. If you have trouble, work with someone else to help. (The more hands the better!)

This model is also a “bomb.” Toss it in the air and smack it from underneath with an open palm to make it explode!

**Question:** What does this shape remind you of? How would you describe it?